



RESTORING A SCRATCHED OR HEAVILY STAINED SURFACE - (cod. KIT05RG)



1. Scratched or stained area




2. Restore kit content




3. Widen the chipped area with a wooden block (D) and P180 sandpaper (A) in order to remove all the scratches or stains.



4. Sand the surface with the wooden block (D) and the P240 sandpaper (B) following the direction shown above to restore the surface partially.



5. Go on sanding the surface with the wooden block (D) and P240 sandpaper (C), following the direction shown above to restore the surface totally.



6. Wipe a Scotch-Brite pad (E) in the direction shown above until the surface is completely smooth.



7. Restored surface.